

# Millthorpe School Careers News

## Welcome to the Y8 autumn term careers newsletter

### Careers planning

In PSHE lessons this term, Y8 students are doing some Careers work around the topic of “starting my careers journey”. This involves students starting to think about what career they might want to do, and do they have the skills they need to do that job? We also do some work on building new skills and improving existing skills.

As part of this process, many students will be using two pieces of software – eCLIPS and Kudos – as part of their lessons. However all students at Millthorpe have access to these very useful resources which can help with career planning and the notes that follow might be useful if you want to explore careers further with your child.

#### 1) eCLIPS

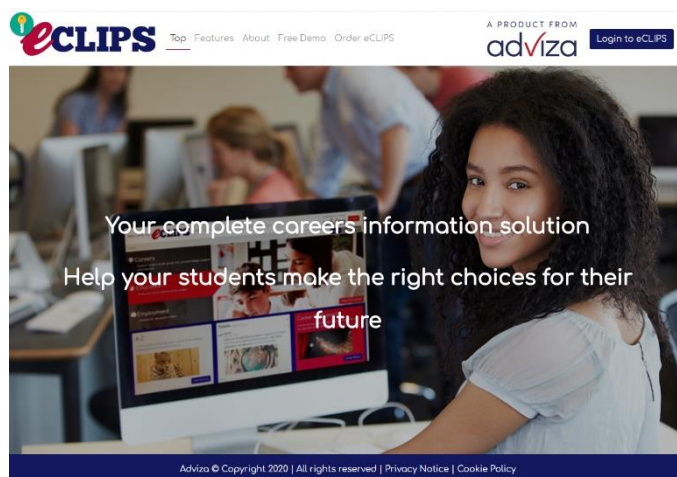
For detailed careers information, eCLIPS is a super resource!

You can search by job title, job groups and careers by school subject.


Go to [www.eclips-online.co.uk](http://www.eclips-online.co.uk)

At the top right corner, click on ‘Login to eCLIPS’

You will then be asked for a password. This is YO231WF



Choose your own starting point:



Spend some time exploring areas of interest, and make notes of anything that you will need to remember, like entry requirements, work experience etc.

- Browse careers by Job Group
- Search by A-Z
- Find careers related to your favourite school subjects
- Use the Career Wizard to match you to careers that will suit you

## 2) KUDOS

For people who are struggling to see which careers might suit them, KUDOS is a great starting point. There is a quiz to generate career ideas based around interests, skills and school subjects.

You may like to sit with your child while they answer the questions and look at the results. This can be a great opportunity to affirm your child's skills and encourage them to think positively. Allow about 20 – 30 mins initially.

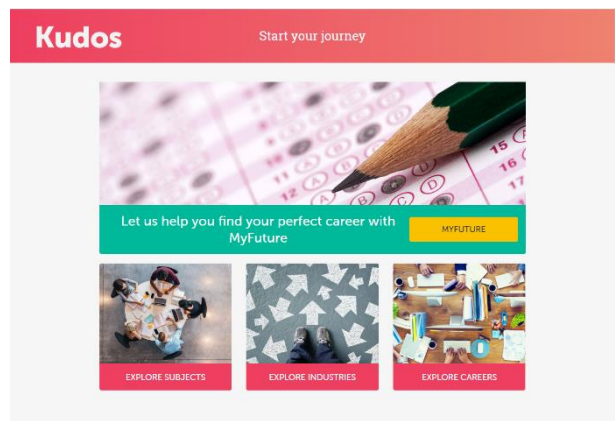
When looking at the results, be guided by your child's interests, encourage them to research the careers that they have not heard of, and challenge any wrong or stereotypical ideas that they might have.

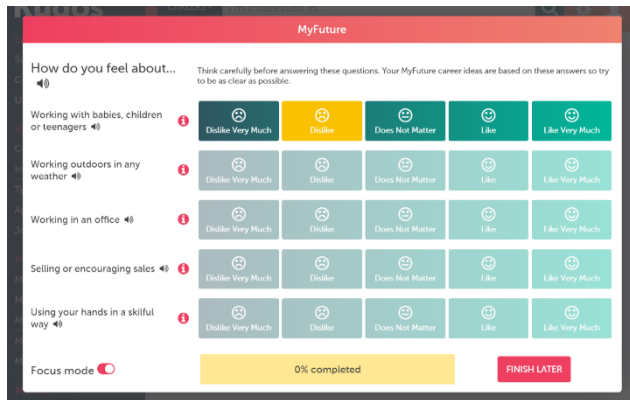
Go to <https://kudos.cascaid.co.uk>

Register with the code **quizbest37**

Ask your child to use their school email address as their user name and password.

Click on MY FUTURE



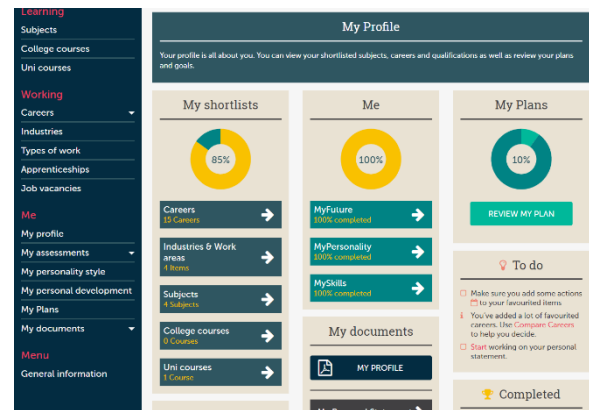


You can now work through the questionnaire. There are 3 sections:

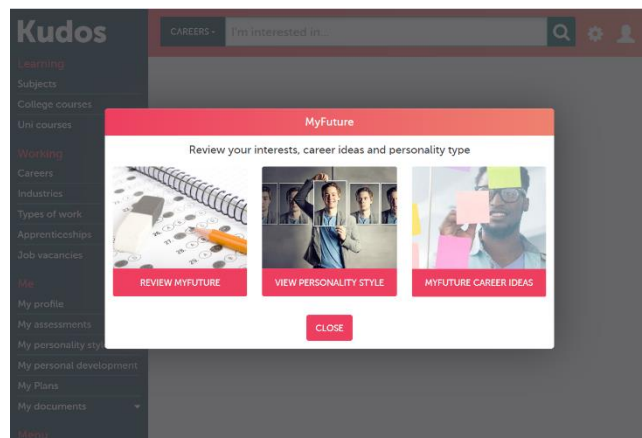
My Future, My Personality and My Skills

You can choose whether to complete them all in one go, or to spread them out over several sessions.

If you **have used** KUDOS before, you will be taken to your home screen, which may show some recent updates from KUDOS. Click on My profile to see what you have already done.



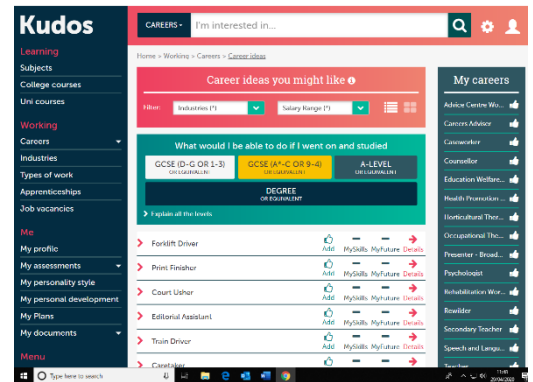
By clicking on My assessments, and then My future, you will be able to review and change the answers to your questionnaire.



Click on Careers and then Career ideas to see which careers match your responses.

From this screen, you can read more about each career, click on the 'thumbs up' to add it to your list, and click on the red 'Details' to see how well it matches your responses.

If the careers seem completely wrong, or there are not enough good ideas, then go back and review how you have answered the questionnaire.



Hint – try to include a few 'like very much' and 'dislike very much' responses.

There is a lot more that you do with KUDOS. Spend some time exploring the rest of the programme. Be aware that details within the college and university sections should be double-checked with each institution.

As always, feel free to email Rachel Howlett, the Shine careers adviser at [r.howlett@millthorpe.southbank.academy](mailto:r.howlett@millthorpe.southbank.academy) with any queries, or contact her via the school. The Careers lead at Millthorpe is Mr Noble and he can be contacted at [i.noble@millthorpe.southbank.academy](mailto:i.noble@millthorpe.southbank.academy)