

Millthorpe School Careers News

Welcome to the Year 8 spring term newsletter

Careers planning

In PSHE lessons this term, Y8 students are doing some Careers work around the topic of “starting my careers journey”. This involves students starting to think about what career they might want to do, and do they have the skills they need to do that job? We also do some work on building new skills and improving existing skills.

As part of this process, many students will be using two pieces of software – eCLIPS and Kudos – as part of their lessons. However all students at Millthorpe have access to these very useful resources which can help with career planning and the notes that follow might be useful if you want to explore careers further with your child.

eCLIPS

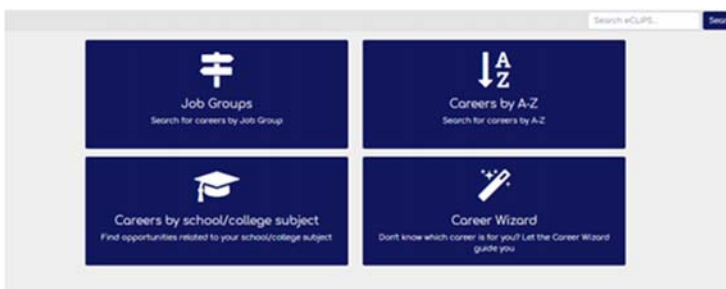
For detailed careers information, eCLIPS is a super resource!

You can search by job title, job groups and careers by school subject.

Go to www.eclips-online.co.uk. At the top right corner, click on ‘Login to eCLIPS’. You will then be asked for a password. This is **YO231WF**



Choose your own starting point:



Spend some time exploring areas of interest, and make notes of anything that you will need to remember, like entry requirements, work experience etc.

- Browse careers by Job Group
- Search by A-Z
- Find careers related to your favourite school subjects
- Use the Career Wizard to match you to careers that will suit you

KUDOS

For people who are struggling to see which careers might suit them, KUDOS is a great starting point. There is a quiz to generate career ideas based around interests, skills and school subjects.

You may like to sit with your child while they answer the questions and look at the results. This can be a great opportunity to affirm your child’s skills and encourage them to think positively. Allow about 20 – 30 mins initially.

When looking at the results, be guided by your child’s interests, encourage them to research the careers that they have not heard of, and challenge any wrong or stereotypical ideas that they might have.

Go to <https://kudos.cascaid.co.uk>. Register with the code **quizbest37**

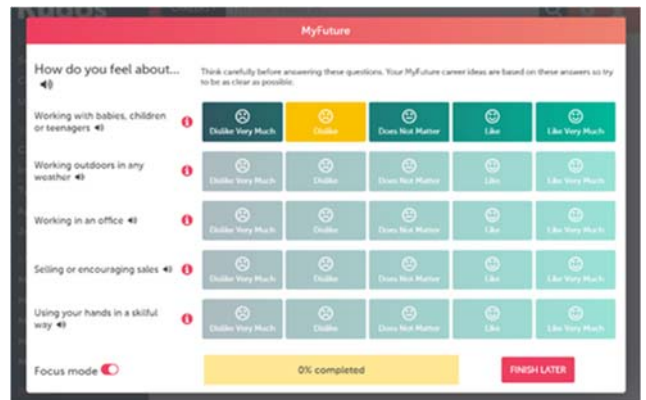
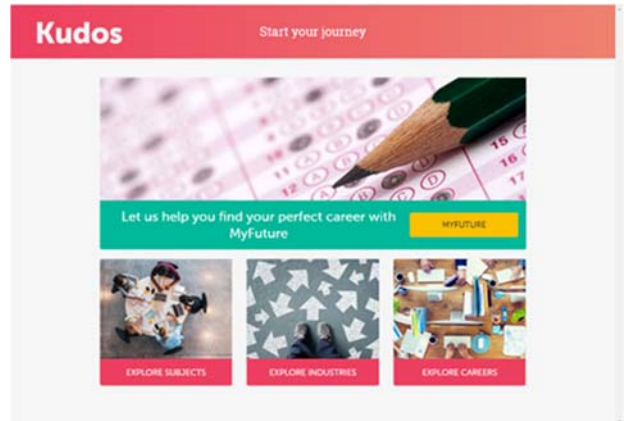
Ask your child to use their school email address as their user name and password.

Click on MY FUTURE.

You can now work through the questionnaire. There are 3 sections:

My Future, My Personality and My Skills

You can choose whether to complete them all in one go, or to spread them out over several sessions.



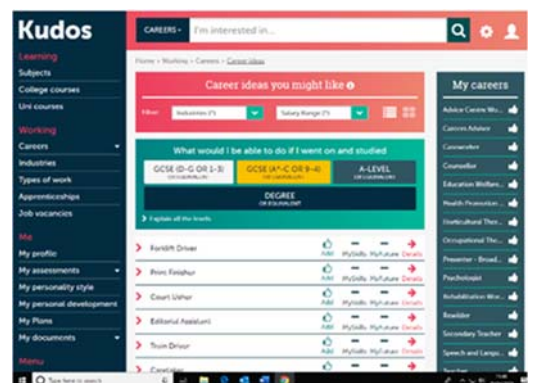
If you **have used** KUDOS before, you will be taken to your home screen, which may show some recent updates from KUDOS. Click on My profile to see what you have already done.

By clicking on My assessments, and then My future, you will be able to review and change the answers to your questionnaire.

Click on Careers and then Career ideas to see which careers match your responses.

From this screen, you can read more about each career, click on the ‘thumbs up’ to add it to your list, and click on the red ‘Details’ to see how well it matches your responses.

If the careers seem completely wrong, or there are not enough good ideas, then go back and review how you have answered the questionnaire.



Career planning in an uncertain world

The events of the last couple of years have left us with a lot to think about, and have changed many of our lives forever. It is old news that career ladders and jobs for life are in the past, but no-one could have predicted the massive changes which are happening now.

In their book The Squiggly Career, Helen Tupper and Sarah Ellis suggest that to be successful in a world where your career might not be as straight forward as it was in the past, you will need to:


Know your strengths

Understand your values

Build your self-confidence

Build networks of contacts

Always keep an eye on future possibilities



These are some of the areas that we will explore in Y8 careers lessons that will take place later this term .

Labour Market Information



To predict future possibilities, it is useful to have an understanding of Labour Market Information (LMI). This is seldom our starting point when supporting students to make a career choice; we would normally look at interests, strengths, values and personality first.

However once students are starting to consider some broad career areas, it can be useful to think about the sort of opportunities there are in this geographical area.

Are there local employers for this role? How competitive are the positions? How many people apply? How might the need to move somewhere else to do this job impact on lifestyle and values? What are the pay and working hours likely to be?

Each of the careers leaflets on eCLIPS has a link to relevant Labour Market Information – ie answers to the four questions above. See www.eclips-online.co.uk password **YO231WF**

For a nice summary of the local picture, follow the link to the **Shape Your Future York & North Yorkshire** booklet from <https://education.aspire-igen.com/resources/> or the Careers page (accessed from the Curriculum tab) on the Millthorpe website. This booklet explains in a simple way what opportunities exist within York and North Yorkshire for a whole load of different careers and it has just been updated.

As always, feel free to email Rachel Howlett, the Shine Careers Adviser at r.howlett@millthorpe.southbank.academy with any queries, or contact her via the school. The Careers Lead at Millthorpe is Ivan Noble and he can be contacted at i.noble@millthorpe.southbank.academy

Spring 2022